

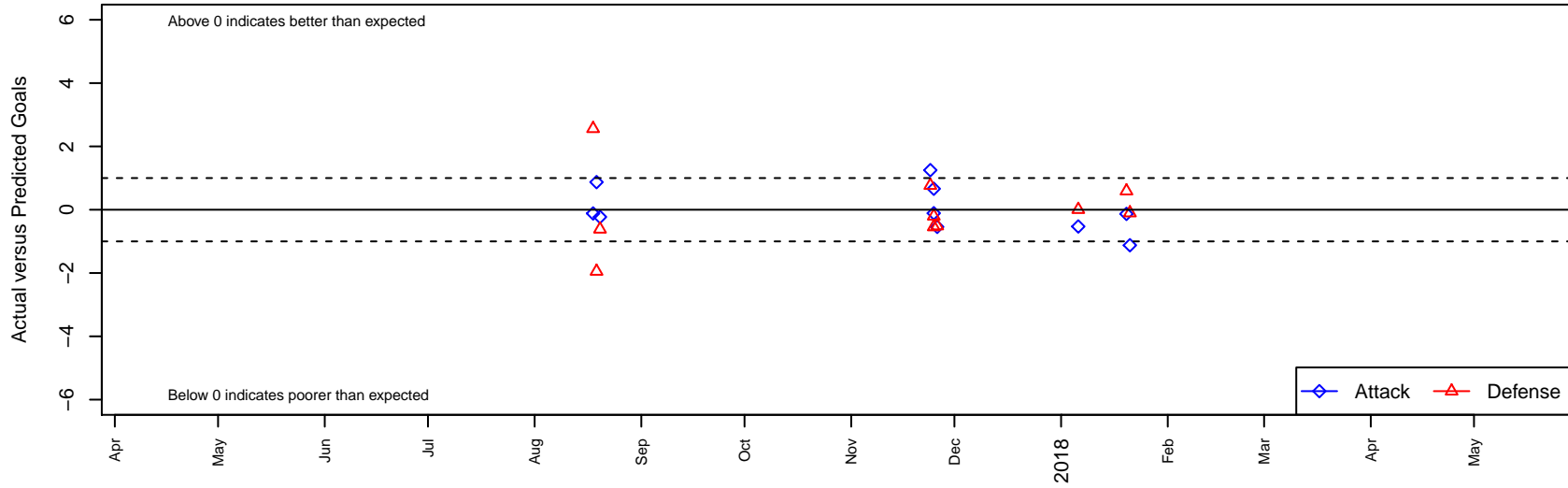
NSC Synergy White B05

Northshore SC
 Woodinvile, WA
 B05 total strength=611
 attack=0.32 defense=0.84

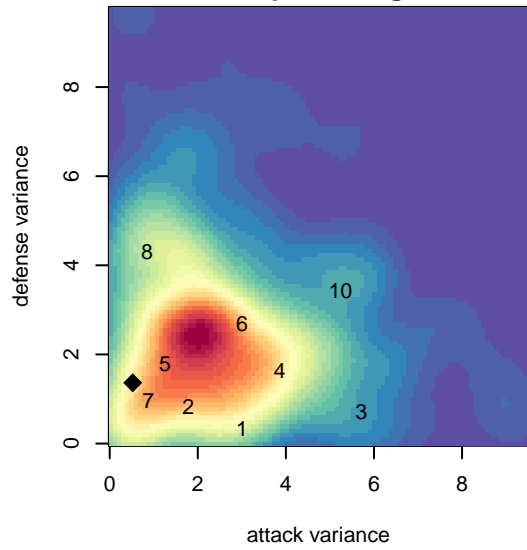
alt names used:
 NORTHSHORE SELECT SYNERGY (WA)
 NSC Synergy B05
 NSC Synergy B05 White

Venues played:
 2017 Bigfoot Gold U13
 2017 Cranberry Cup U13
 2017 Founders Cup B05 Div A

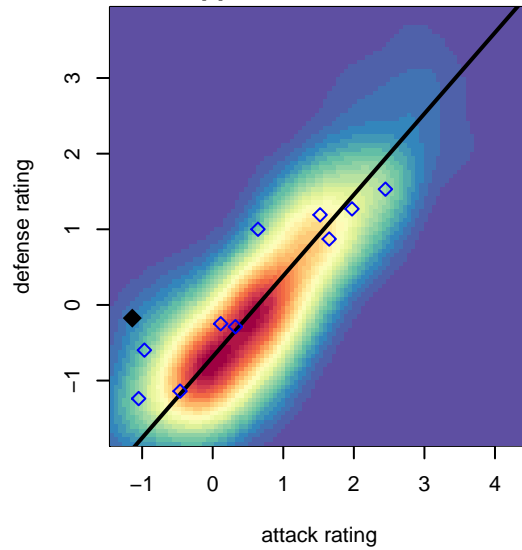
NSC Synergy White B05
 Dots are actual minus expected GF (blue circles) and GA (red triangles).
 Blue line is smoothed change in attack strength. Red is smoothed change in defense strength.



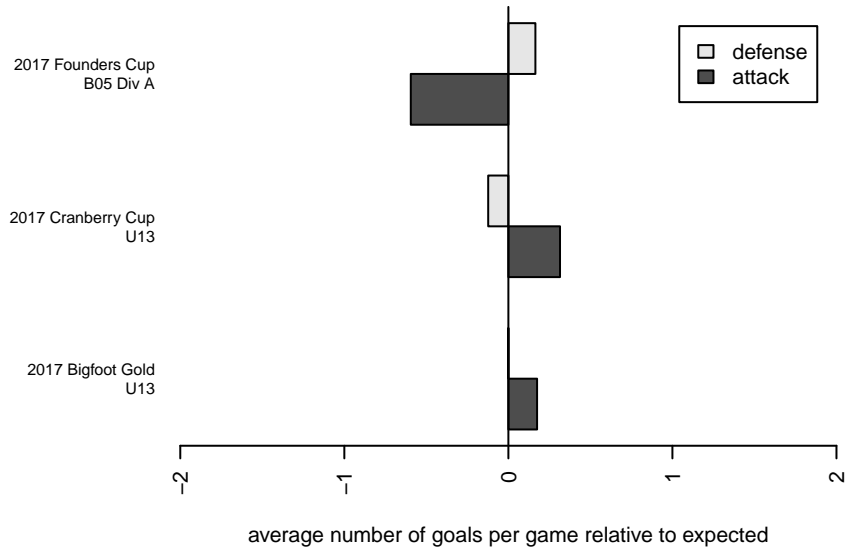
**attack and defense variance (black dot)
relative to other teams
and top 10 in region**



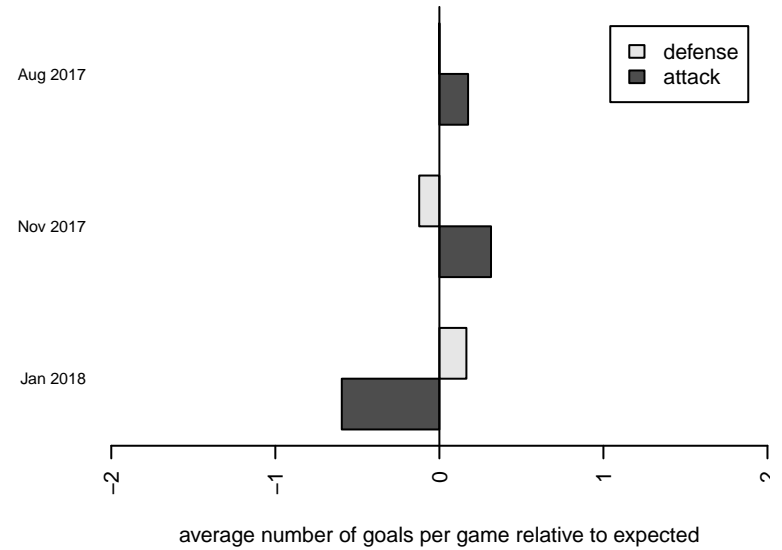
**attack and defense rating
relative to others at age
and all opponents in last 13 months**



Performance relative to 13 month average



Performance relative to 13 month average



date	home		away		venue	pred.home	pred.away
2018-01-21	NSC Synergy White B05	0	Mukilteo Rush B05	1	2017 Founders Cup B05 Div A	1.12	0.90
2018-01-20	NSC Sharks Green B05	2	NSC Synergy White B05	0	2017 Founders Cup B05 Div A	2.59	0.13
2018-01-06	Seattle United Shoreline Blue B05	2	NSC Synergy White B05	0	2017 Founders Cup B05 Div A	2.01	0.53
2017-11-26	NSC Synergy White B05	0	Crossfire Select Zlateff B05	2	2017 Cranberry Cup U13	0.54	1.49
2017-11-25	NSC Synergy White B05	0	PCE Real B05	6	2017 Cranberry Cup U13	0.11	5.80
2017-11-25	NSC Blitz Black B05	1	NSC Synergy White B05	2	2017 Cranberry Cup U13	0.46	1.34
2017-11-24	Irish Lions B05	0	NSC Synergy White B05	2	2017 Cranberry Cup U13	0.77	0.75
2017-08-20	NW United Black B05	6	NSC Synergy White B05	0	2017 Bigfoot Gold U13	5.38	0.23
2017-08-19	4-H FC Joga B05	10	NSC Synergy White B05	1	2017 Bigfoot Gold U13	8.05	0.13
2017-08-18	NSC Synergy White B05	0	3 Rivers Black B05	9	2017 Bigfoot Gold U13	0.12	11.56